

Report of the profile of COVID-19 cases in healthcare workers in Ireland

week 32 (02/08/2020-08/08/2020) - week 45 (01/11/2020-07/11/2020)

Report prepared by HPSC on 10/11/2020

This report includes data on healthcare worker (HCW) cases of COVID-19 (all case classification – confirmed, probably, possible) notified to the national infectious disease surveillance system (CIDR) from week 32 (02/08/2020 – 08/08/2020) to week 45 (01/11/2020 – 07/11/2020). Appendix A provides a summary of HCW cases of COVID-19 since the pandemic commenced in Ireland from week 10 (01/03/2020- 07/03/2020) to week 45 (01/11/2020 -07/11/2020). CIDR is a dynamic information system and data are continuously validated and updated.

Healthcare worker definition

Healthcare worker status is determined both by self-classification and workplace. The definition includes anyone who self-identifies as a HCW irrespective of where they work. In addition, all staff that work in any healthcare facility (includes cleaners, household staff etc.) are classified as HCWs. The category includes healthcare workers employed both by public and private providers.

Summary

Table 1: Summary of healthcare worker COVID-19 cases notified to HPSC, week 32 (02/08/2020-08/08/2020) - week 45 (01/11/2020 -07/11/2020), Ireland, (n=39,293)

| Characteristic of HCW COVID-19 cases | Number | % |
|--|--------------------|-------|
| Total number of COVID-19 cases | 39,293 | - |
| Total number of HCW cases | 2,437 | 6.2% |
| Median age (range) | 39 (17-76) years | - |
| Total number hospitalised | 50 | 2.1% |
| The median age (range) of hospital inpatient | 44 (20-66) years | |
| Total number admitted to intensive care units (ICU) | 4 | 8.0%* |
| The median age (range) of HCW in ICU | 46.5 (40-54) years | - |
| Total number of deaths | 0 | 0.0% |
| The median age (range) for deaths | 0 (0-0) years | - |

*This relates to hospitalised cases and is 0.2% of all HCW cases.

From week 32 (02/08/2020-08/08/2020) to week 45 (01/11/2020 -07/11/2020), there was a total of 39,293 COVID-19 cases reported to the national surveillance system (CIDR), 2,437 (6.2%) were healthcare workers (HCWs).

For the period from week 32 (02/08/2020-08/08/2020) to week 45 (01/11/2020 -07/11/2020), the median age of HCW COVID-19 cases is 39 years (range 17-76 years). The number of female cases is

HSE Health Protection Surveillance Centre. www.hpsc.ie

disproportionately high (78.0%) among HCW COVID-19 cases compared to non-HCW COVID-19 cases (48.5%), most likely due to some HCW specialities e.g. nursing, being female dominated. The HSE region with the largest proportion of HCW cases is HSE East (42.2%).

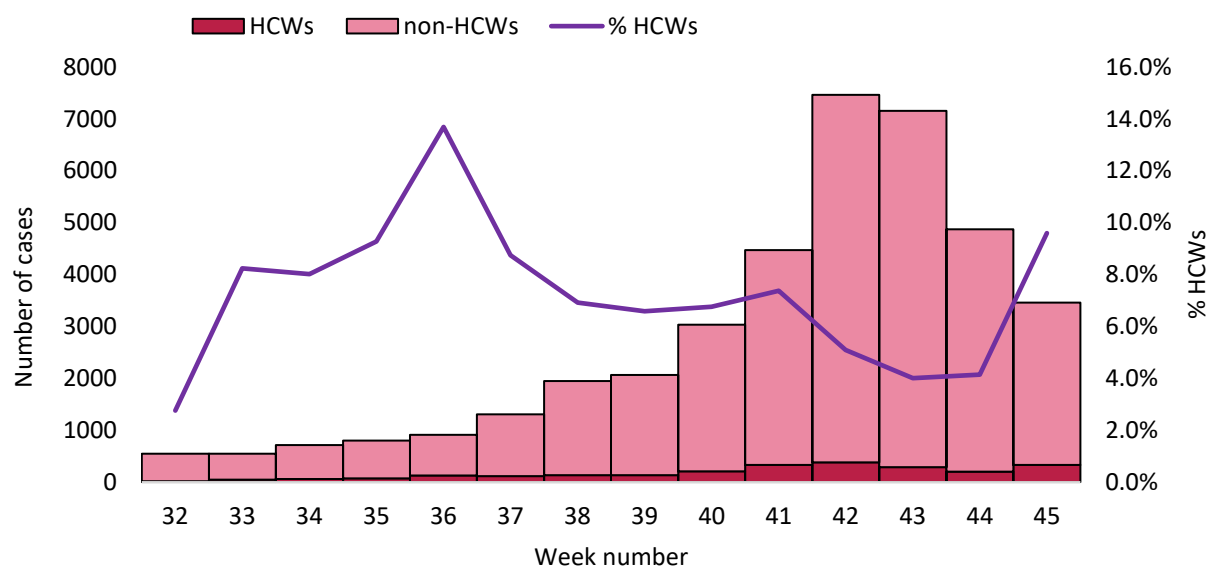


Figure 1: Healthcare worker and non-health care worker COVID-19 cases and proportion of weekly cases identified as HCWs, notified to HPSC, week 32 (02/08/2020 - 08/08/2020) - week 45 (01/11/2020 - 07/11/2020), Ireland, (n=39,293)

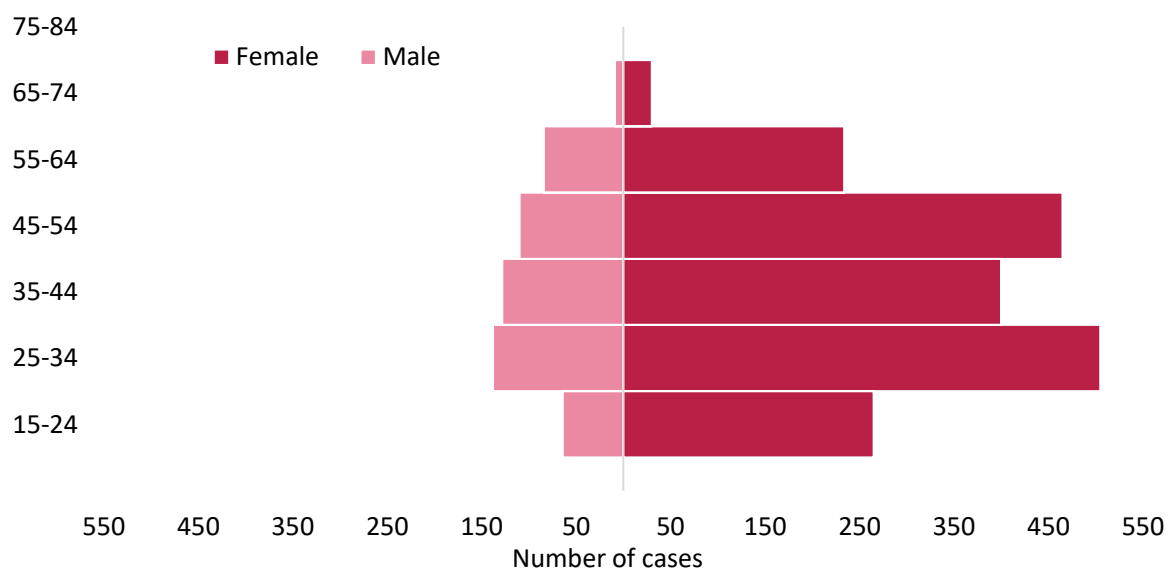


Figure 2: Distribution of healthcare worker COVID-19 cases notified to HPSC, by sex and age group, week 32 (02/08/2020-08/08/2020) - week 45 (01/11/2020 -07/11/2020), Ireland, (n=2,433) *

* Age was not available for 4 cases.

Of the 2,437 HCW COVID-19 cases notified to HPSC between week 32 and week 45, 322 cases were reported in week 45.

Table 2: Health care worker COVID-19 cases notified to HPSC, by sex, age-group, HSE area and underlying clinical conditions, week 32 (02/08/2020 - 08/08/2020) - week 45 (01/11/2020 - 07/11/2020), Ireland, (n=2,437)

| | | Number of HCW cases (n=2,437) | Proportion of all HCW cases (%) |
|--------------------------------|-------------|-------------------------------|---------------------------------|
| Sex | Female | 1900 | 78.0% |
| Age-group (years) | 15-24 | 329 | 13.5% |
| | 25-34 | 646 | 26.5% |
| | 35-44 | 528 | 21.7% |
| | 45-54 | 575 | 23.6% |
| | 55-64 | 319 | 13.1% |
| | 65 and over | 40 | 1.6% |
| HSE area | HSE E | 1029 | 42.2% |
| | HSE M | 183 | 7.5% |
| | HSE MW | 129 | 5.3% |
| | HSE NE | 328 | 13.5% |
| | HSE NW | 191 | 7.8% |
| | HSE SE | 143 | 5.9% |
| | HSE S | 258 | 10.6% |
| | HSE W | 176 | 7.2% |
| Underlying clinical conditions | Yes | 533 | 21.9% |
| | No | 1822 | 74.8% |
| | Unknown | 82 | 3.4% |

Table 3: Healthcare worker COVID-19 cases notified to HPSC, by HCW role and work location, week 32(02/08/2020-08/08/2020)- week 45 (01/11/2020 -07/11/2020), Ireland, (n=2,437)

| | | Number of HCW cases | Proportion of all HCW cases (%) |
|-----------------------------|-------------------------|---------------------|---------------------------------|
| HCW Role | Nurse | 563 | 23.1% |
| | Healthcare assistant | 560 | 23.0% |
| | Admin/Clerical worker | 162 | 6.6% |
| | Doctor | 101 | 4.1% |
| | Catering/Kitchen worker | 89 | 3.7% |
| | Other HCW | 484 | 20.0% |
| | Unknown | 478 | 19.6% |
| | Location of HCW role | Acute Hospital | 631 |
| Nursing Home | | 586 | 24.0% |
| Community services | | 202 | 8.3% |
| Centre for Disabilities | | 102 | 4.2% |
| Community Hospital/LSU | | 74 | 3.0% |
| GP surgery | | 44 | 1.8% |
| Mental Health Facility | | 42 | 1.7% |
| Homeless - hub/hostel/hotel | | 13 | 0.5% |
| Hospice | | 12 | 0.5% |
| Other HCW place of work | | 240 | 9.8% |
| Unknown | | 491 | 20.3% |

Table 4: Healthcare worker COVID-19 cases notified to HPSC, by ethnicity and country of birth, week 32(02/08/2020-08/08/2020)- week 45 (01/11/2020 -07/11/2020), Ireland, (n=2,437)

| | | Number of HCW cases | Proportion of all HCW cases (%) |
|------------------|---------------------|---------------------|---------------------------------|
| Ethnicity | White | 1295 | 53.0% |
| | Black African | 157 | 6.4% |
| | Indian subcontinent | 142 | 5.8% |
| | Mixed background | 18 | 0.7% |
| | Roma | 12 | 0.5% |
| | Other | 97 | 4.0% |
| | Unknown | 716 | 29.6% |
| Country of birth | Ireland | 983 | 40.2% |
| | India | 119 | 4.9% |
| | Nigeria | 93 | 3.8% |
| | Philippines | 60 | 2.4% |
| | United Kingdom | 30 | 1.2% |
| | Other countries | 237 | 9.7% |
| | Unknown | 915 | 37.8% |

Table 5: COVID-19 cases in HCW notified to HPSC, linked to outbreaks by outbreak location, week 32(02/08/2020-08/08/2020)- week 45 (01/11/2020 -07/11/2020), Ireland, (n=2,437)

| Outbreak location | Number of HCW cases | Proportion of all HCW cases (%) |
|---------------------------|---------------------|---------------------------------|
| Private house | 419 | 17.0% |
| Nursing home | 407 | 16.7% |
| Hospital | 164 | 6.8% |
| Residential institution | 106 | 4.3% |
| Community outbreak | 35 | 1.4% |
| Workplace | 30 | 1.2% |
| Other healthcare service | 27 | 1.1% |
| Social gathering | 24 | 1.0% |
| Extended family | 19 | 0.8% |
| Other | 57 | 2.4% |
| Not linked to an outbreak | 1146 | 47.2% |

Table 6: Healthcare worker COVID-19 cases notified to HPSC, by mode of transmission, week 32(02/08/2020-08/08/2020)- week 45 (01/11/2020 -07/11/2020), Ireland, (n=2,437)

| Mode of transmission | Number of HCW cases | Proportion of all HCW cases (%) |
|---|---------------------|---------------------------------|
| Close contact with a known confirmed case | 756 | 31.0% |
| Healthcare setting acquired: staff | 610 | 25.1% |
| Community transmission | 550 | 22.5% |
| Healthcare setting acquired: patient* | 62 | 2.6% |
| Travel related | 30 | 1.2% |
| Under investigation | 429 | 17.7% |

* Requires data validation.

Appendix A

Table A: Summary of healthcare worker COVID-19 cases notified to HPSC, week 10 (01/03/2020-07/03/2020) - week 45 (01/11/2020 -07/11/2020), Ireland, (n=65,912)

| Characteristic of HCW COVID-19 cases | Number | % |
|--|------------------|--------|
| Total number of COVID-19 cases | 65,912 | - |
| Total number of HCW cases | 10,976 | 16.6% |
| Median age (IQR) | 41 (31-50) years | - |
| Total number hospitalised | 355 | 3.2% |
| The median age (IQR) of hospital inpatient | 46 (34-53) years | |
| Total number admitted to ICU | 59 | 16.6%* |
| The median age (IQR) of HCW in ICU | 51 (43-60) years | - |
| Total number of deaths | 8** | 0.07 |
| The median age (range) for deaths | 54 (30-68) years | - |

*This relates to hospitalised cases and it is 0.5% of all HCW cases.

**Seven confirmed and 1 probable COVID-19 case.

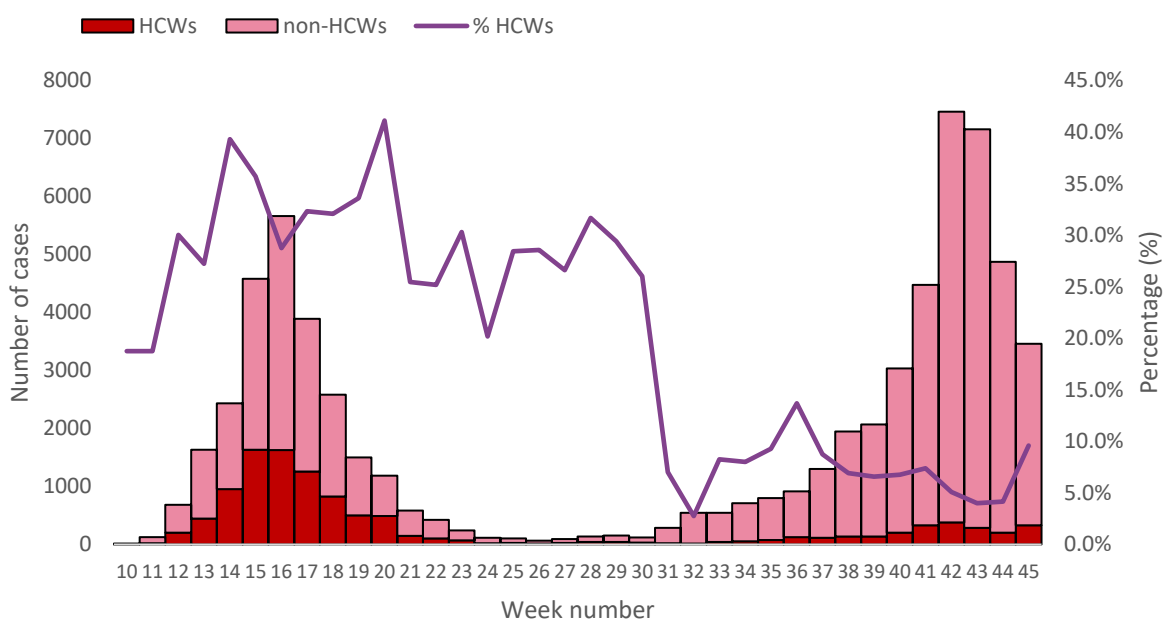


Figure A: Healthcare worker and non-health care worker COVID-19 cases notified to HPSC, week 32(02/08/2020-08/08/2020)-week 45 (01/11/2020 -07/11/2020), Ireland, (n=65,912)

Acknowledgements

Sincere thanks are extended to all those who are participating in the collection of data and reporting of data used in these reports. This includes the HSE COVID-19 Contact Management Programme (CMP), staff in ICU units, notifying clinicians, laboratory staff, public health doctors, nurses, surveillance scientists, microbiologists and administrative staff.